

pig tails and siphons



PED 2014/68/EU

The pig tails and coil siphons are used for measurement of pressure with vapour and are mounted between the instrument (pressure gauge, pressure switch, pressure transmitter) and the process. A part of the pipe remain always filled of condensation and this avoid the direct contact between the high temperature vapour and the instrument. Another use of these accessories is the heating dispersion, this avoid also to the instrument to work at dangerous temperature.

Nominal pressure:

A106 gr. B carbon steel (Cod.E): 3000 psi @ 68 °F ... 2000 psi @ 800 °F
(200 bar @ 20 °C ... 150 bar @ 430 °C).

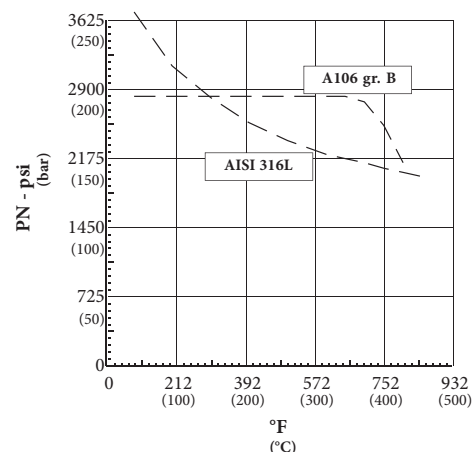
AISI 316 L stainless steel (Cod. 5): 4000 psi @ 68 °F ... 2000 psi @ 850 °F(260 bar @ 20 °C ... 135 bar @ 450 °C).

Pipe dimensions: 0.84 x 0.55", sch. 80 XS (21,34 x 13,88 mm).

Process connection - Instrument connection:

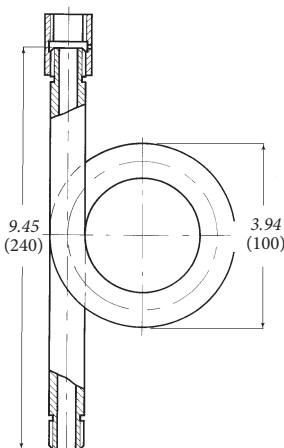
G 1/2 B M x G 1/2 B F (Cod. **41M** x **41F**);

1/2" NPT M x 1/2" NPT F (Cod. **43M** x **43F**).



5.520 - MP 5/2 - A106 gr. B

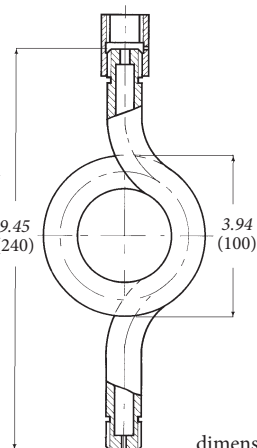
5.530 - MP 5/3 -
AISI 316L st. st.



Weight 1.87 lbs
(0,85 kg)

5.522 - MP 5/22 - A106 gr. B

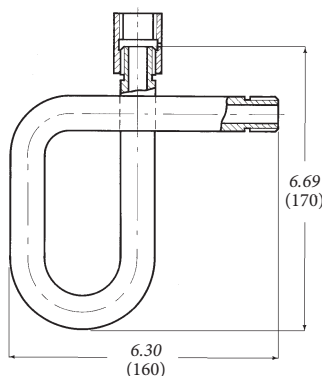
5.533 - MP 5/33 -
AISI 316L st. st.



Weight 2.09 lbs
(0,95 kg)

5.550 - MP 5/5 -
A106 gr. B

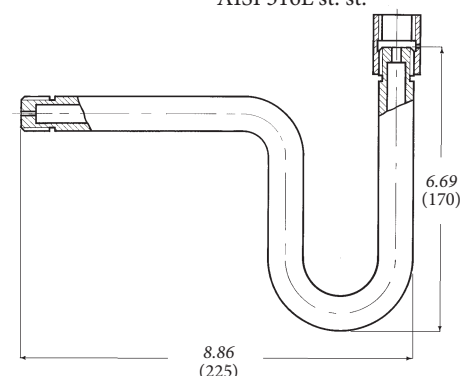
5.560 - MP 5/6 -
AISI 316L st. st.



Weight 1.73 lbs
(0,80 kg)

5.555 - MP 5/55 - A106 gr. B

5.566 - MP 5/66 -
AISI 316L st. st.



Weight 1.73 lbs
(0,80 kg)

dimensions : inches (mm)

Material: AISI 316L stainless steel (Cod. 5).

Nominal pressure:

1800 psi @ 68 °F ... 1000 psi @ 850 °F
(120 bar @ 20 °C ... 65 bar @ 450 °C)

for connections G 1/4 B M/F and 1/4" NPT M/F;

1300 psi @ 68 °F ... 700 psi @ 850 °F
(90 bar @ 20 °C ... 50 bar @ 450 °C)

for connections G 1/2 B M/F and 1/2" NPT M/F

Pipe dimensions:

ø 0.28 x 0.20" (ø 7 x 5 mm)

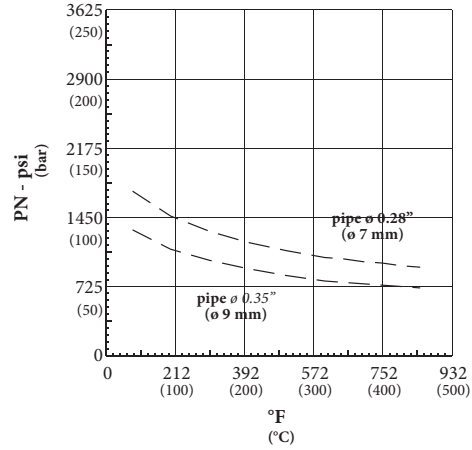
for connections G 1/4 B M/F e 1/4" NPT M/F

ø 0.35 x 0.28" (ø 9 x 7 mm)

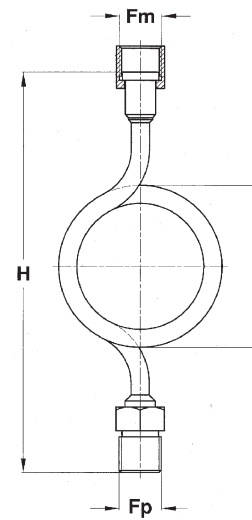
for connections G 1/2 B M/F e 1/2" NPT M/F

Instrument connection - process connection:

G 1/4 B M/F; 1/4" NPT M/F; G 1/2 B M/F; 1/2" NPT M/F.



5.510 - MP5/1



Cod.	Fp-Fm	H	h	Weight : lbs (kg)
21M x 21F	G 1/4 B M X G 1/4 B F	5.91 (150)	2.56 (65)	0.22 (0,100)
23M x 23F	1/4" NPT M X 1/4" NPT F	5.91 (150)	2.56 (65)	0.22 (0,100)
41M x 41F	G 1/2 B M X G 1/2 B F	7.87 (200)	3.15 (80)	0.5 (0,230)
43M x 43F	1/2" NPT M X 1/2" NPT F	7.87 (200)	3.15 (80)	0.5 (0,230)

dimensions : inches (mm)

“HOW TO ORDER” SEQUENCE

Section / Model/ Material / Process connection / Instrument connection / Options

5	510	E	21M, 41M	21F, 41F
	520	5	23M, 43M	23F, 43F
	522			
	530			
	533			
	550			
	555			
	560			
	566			